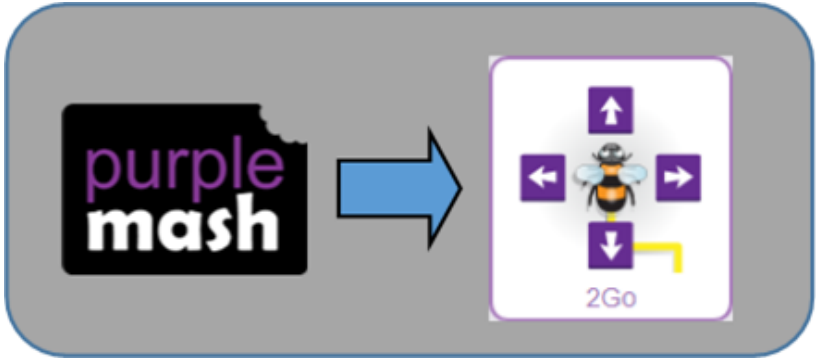










Year 1 – Maze Explorers

Knowledge Organiser

Key Learning	Key Resources
<ul style="list-style-type: none"> To understand the functionality of the direction keys. To understand how to create and debug a set of instructions (algorithm). To use the additional direction keys as part of an algorithm. To understand how to change and extend the algorithm list. To create a longer algorithm for an activity. To set challenges for peers. To access peer challenges set by the teacher as 2dos. 	

Key Vocabulary	Definition
Undo	Cancel or reverse the instruction.
Instruction	Information about how something should be done.
Algorithm	A precise, step-by-step set of instructions used to solve a problem or achieve an objective.

Images			
Open the main menu 	Save your work 	Change the speed in which the screen moves 	Rewind an instruction 
Undo an instruction 	Change the settings in 2Go 	Change the colour of the path that the object leaves in 2Go 	Control the direction in which the object moves 

Questions	
What is 2Go?	<ul style="list-style-type: none"> 2Go is a program that allows you to move an object around the screen using either the arrows or by creating a simple sequence of instructions.
How do I undo a mistake in 2Go?	<ul style="list-style-type: none"> In 2Go you can either click on the undo button to go back one step or the rewind button to go back to the start of the challenge.