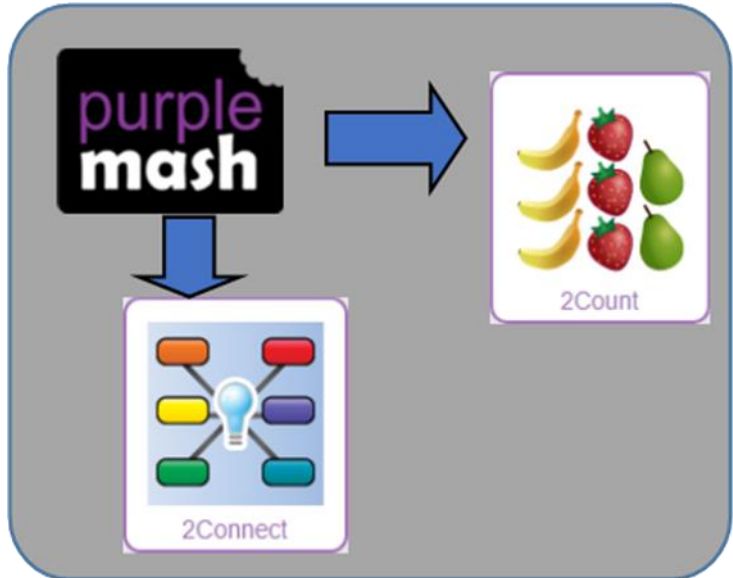



# Year 1 – Pictograms

## Knowledge Organiser


Key Learning	Key Resources
<ul style="list-style-type: none"> <li>To understand that data can be represented in picture format.</li> <li>To contribute to a class pictogram.</li> <li>To use a pictogram to record the results of an experiment.</li> </ul>	

Key Vocabulary	Definition
<b>Pictogram</b>	A diagram that uses pictures to represent data.
<b>Data</b>	Facts and statistics collected together that can provide information.

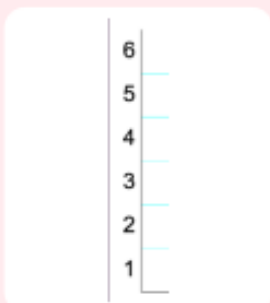
**Images**




Open, Close and Share



Add or delete columns



Frequency



Add or delete objects from the Pictogram

Questions	
<b>What is a pictogram?</b>	<ul style="list-style-type: none"> <li>A pictogram is a different way of representing a set of data</li> </ul>