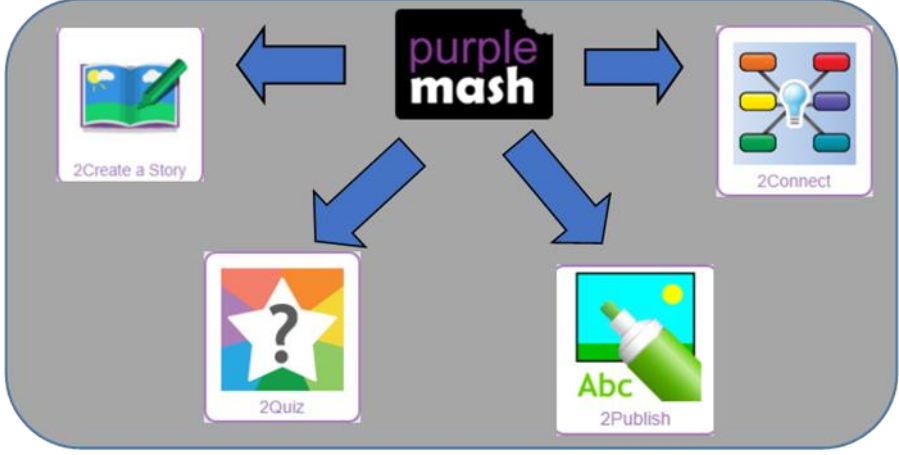











Year 2 – Presenting Ideas

Knowledge Organiser

Key Learning	Key Resources
<ul style="list-style-type: none"> To explore how a story can be presented in different ways. To make a quiz about a story or class topic. To make a fact file on a non-fiction topic. To make a presentation to the class. 	

Key Vocabulary	Definition
Presentation	A speech or talk in which a new product, idea, or piece of work is shown and explained to an audience.

Images			
Open, Close, Share 	Save your work 	Create a new 2Connect document 	Node 
Collaboration (working together) on or off 	Choose a quiz question on 2Quiz 	Play the Quiz 	Preview the quiz question 
Change the quiz settings 			

Questions	
What do we need to think about when planning a presentation?	<ul style="list-style-type: none"> The important thing to consider is the audience. Think about how old they are and what they would find interesting. For younger children, a presentation with pictures may be more appropriate.
Why should I plan out my presentation?	<ul style="list-style-type: none"> Planning out your presentation allows you to make sure you have included all the information you need to. It is easier to do this in the planning phase rather than when you have started the presentation.