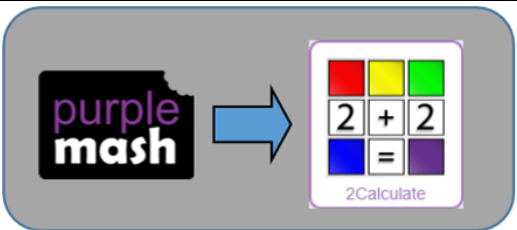






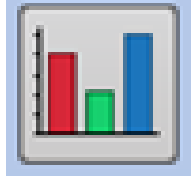










# Year 3 – Spreadsheets

## Knowledge Organiser

Key Learning	Key Resources
<ul style="list-style-type: none"> <li>To use the symbols more than, less than and equal to, to compare values.</li> <li>To use 2Calculate to collect data and produce a variety of graphs.</li> <li>To use the advanced mode of 2Calculate to learn about cell references.</li> </ul>	

Key Vocabulary	Definition
<b>Spin Tool</b>	Clicking on this in a cell will increase or decrease the value in the cell to the right by 1.

Images			
Open the main menu 	Save your work 	Open a previously saved file 	Increase or decrease spreadsheet size 
The 2Calculate toolbox 	Logic 	Chart Control 	The 2Calculate control toolbox 
Move cell tool 	Spin 	Is Less Than 	Is More Than 
Equals 	Is equal to 	Advance Mode 	

Questions	
<b>Explain how you would collect data to find out children's favourite school subjects. What sort of graph would you create?</b>	<ul style="list-style-type: none"> <li>Label one column 'Subject' and list the subjects in this column.</li> <li>In the cells to the right put in the number of children who like this subject.</li> <li>Use the chart button to automatically create a chart.</li> <li>A pie chart would be a suitable choice.</li> </ul>
<b>How can you make a 3 times table machine using the spin tool? Could you use the equals tool to check your answer</b>	<ul style="list-style-type: none"> <li>Put the spin tool in the left most cell of a row. Type 0 x 3 in the next three cells.</li> <li>Put an equal's tool in the next cell in the row.</li> <li>When you spin the spin tool, the question will change.</li> <li>Enter the answer and the equals tool will tell you if it is correct.</li> </ul>
<b>Explain how you would locate a cell in the advanced mode?</b>	<ul style="list-style-type: none"> <li>Cells in advanced mode have rows labelled with numbers, and columns labelled with letters. So, each cell has a number and letter. For example, A1 or D7.</li> </ul>