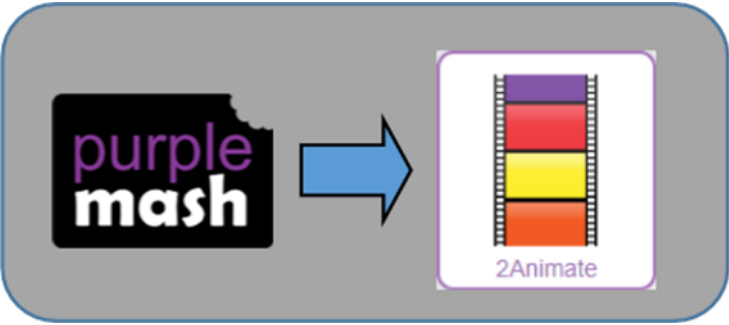










Year 4 - Animation

Knowledge Organiser

Key Learning	Key Resources
<ul style="list-style-type: none"> To discuss what makes a good animated film or cartoon. To learn how animations are created by hand. To find out how 2Animate can be created in a similar way using the computer. To learn about onion skinning in animation. To add backgrounds and sounds to animations. To be introduced to 'stop motion' animation. To share animation on the class, display board and by blogging. 	

Key Vocabulary	Definition
Onion Skinning	A process where the shadow image of the previous frame is present to help you line up the objects of the animation correctly.
Stop Motion	A technique whereby the camera is repeatedly stopped and started, for example to give animated figures the impression of movement.

Images			
Open, save and share animation. 	Add or delete a frame from the animation 	Play the animation 	Switch onion skinning on or off 
Add a background picture to the animation 	Insert a photograph from a webcam into the animation 	Insert a sound file into the animation 	Number of frames in the animation 

Questions	
What is an animation?	<ul style="list-style-type: none"> Animation is the process of giving the illusion of movement to drawings, models, or inanimate objects. Animated motion pictures and television shows are highly popular forms of entertainment.
What is meant by onion skinning?	<ul style="list-style-type: none"> Onion skinning is a 2D computer graphics term for a technique used in creating animated cartoons and editing movies to see several frames at once.
What is meant by stop motion animation?	<ul style="list-style-type: none"> Stop motion animation is a filming technique in which objects (such as clay models) are photographed in a series of slightly different positions so that the objects seem to move.