






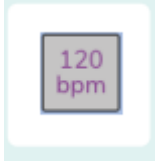



Year 4 – Making Music

Knowledge Organiser

Key Learning	Key Resources
<ul style="list-style-type: none"> To identify and discuss the main elements of music. To understand and experiment with rhythm and tempo. To create a melodic phrase. To electronically compose a piece of music. 	 

Key Vocabulary	Definition
Pitch	How high or low the sound of a note is.
Pulse	The steady beat of a piece of music.

Images			
Open, save and share work. 	Play and add different notes or synths. 	Play and add different sample sounds. 	Clicking on the rippler triggers the sounds. 
Stop the music by pressing this button. 	This changes the speed – beats per minute. 	Record, stop recording and replay your work 	

Questions	
<p>What is the difference between melody and rhythm?</p>	<ul style="list-style-type: none"> A rhythm is a pattern of sounds based on the length of the notes and the silences. A melody is a pattern of notes based on the pitch and rhythm, which make up a memorable tune.